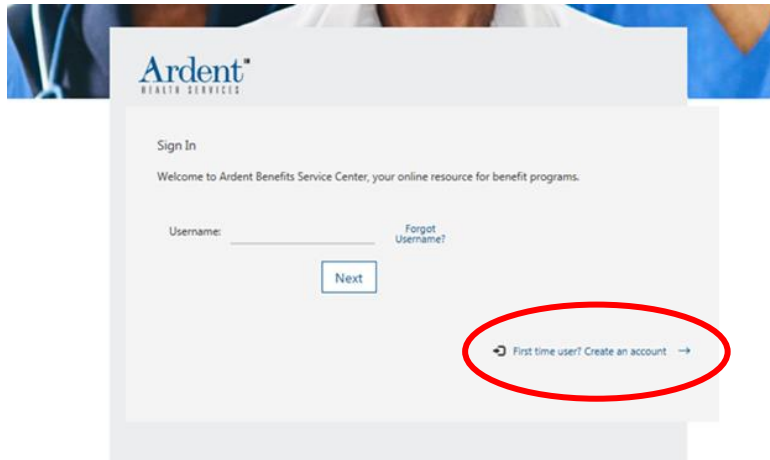
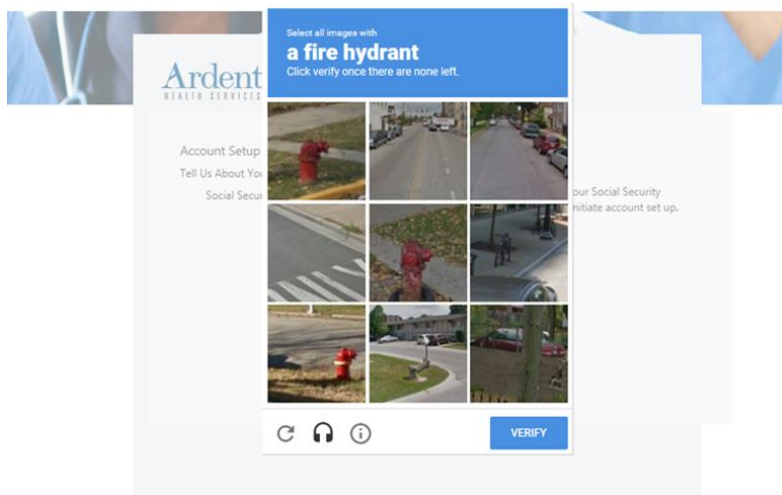


Register for BenefitConnect

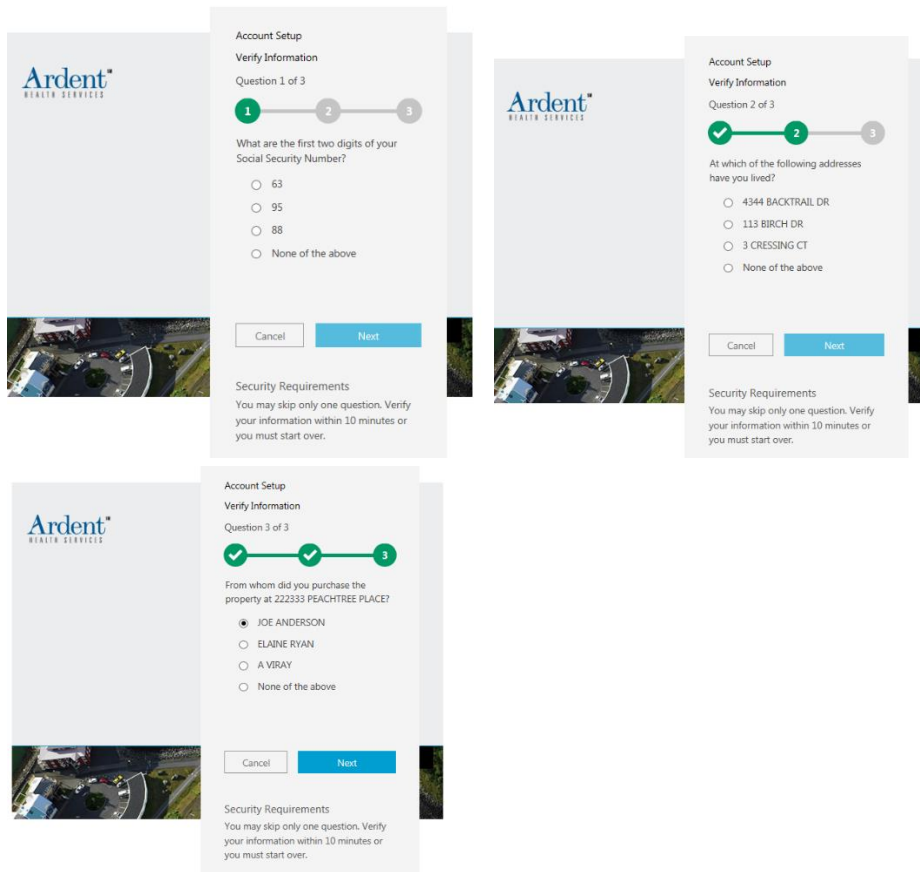
1. Visit getardentbenefits.com/enroll.
2. BenefitConnect is a new tool, so select “First time user? Create an account.”



3. Enter your social security number, which will link to your record in BenefitConnect.
4. Like with many secure websites, you may be asked to prove you are a human. reCAPTCHA will display images, and you must choose the right ones. In the example below, you would click all the photos that include a fire hydrant.



5. You then need to confirm personal information from your employee record (and answer two out of three questions correctly).



6. Use your email address as your username. Make sure you use an email you can access right now.
7. You will receive an email with a six-digit verification code. If you don't see it in your email, check your spam or junk mail folders.
8. To keep your information secure, authenticate your identity with a phone number. You can request a text code and will receive a six-digit code via text, or you can request a call. Press # when prompted on the call to finish your authentication.
9. Create a password for your account. It must be at least eight characters long and include:
 - An uppercase letter
 - A lowercase letter
 - A number and/or a symbol
10. Accept the terms on the online authorization page.

**If you have problems logging in, please call
the Ardent Benefit Service Center at 855-787-0668.**